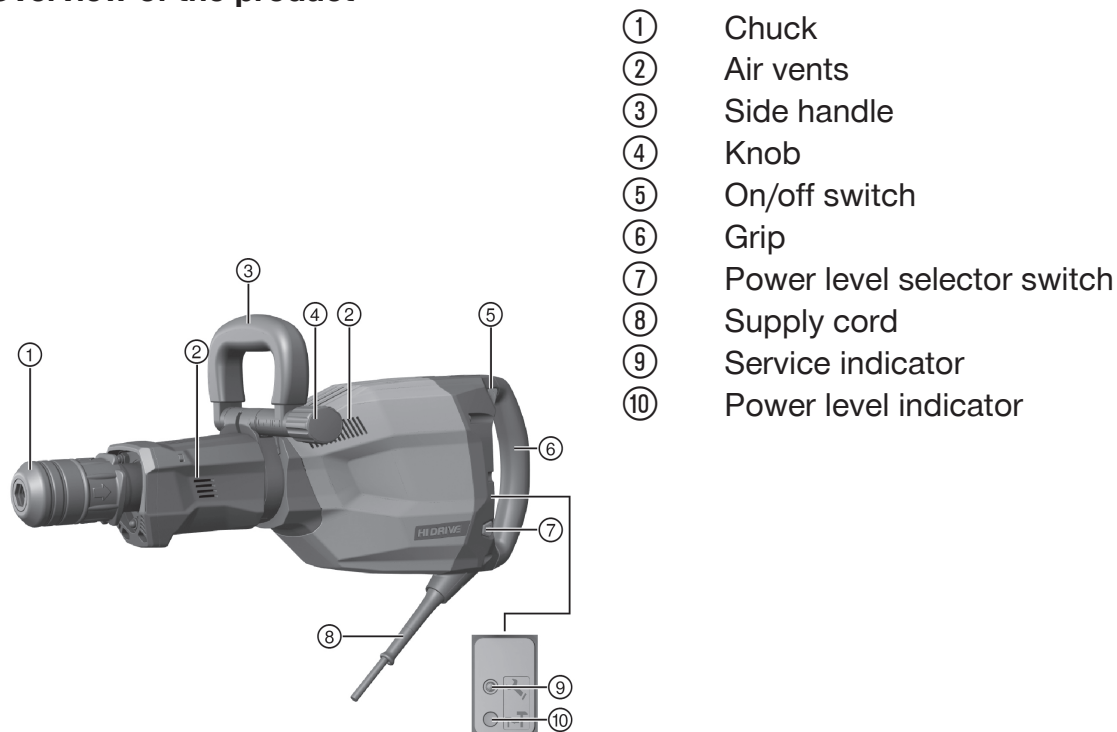


## TE 1000-AVR Breaker

This document is a summary of the original manual. You must read the detailed operating instructions in full before operating the product.

Ignoring the warnings and instructions may lead to potentially fatal injury. The product has been designed for professional use and may be operated, maintained and repaired only by suitably trained or qualified personnel.

### Overview of the product



Before operation, observe the instructions regarding protective equipment.



TE 1000-AVR

Breaker


Intended use

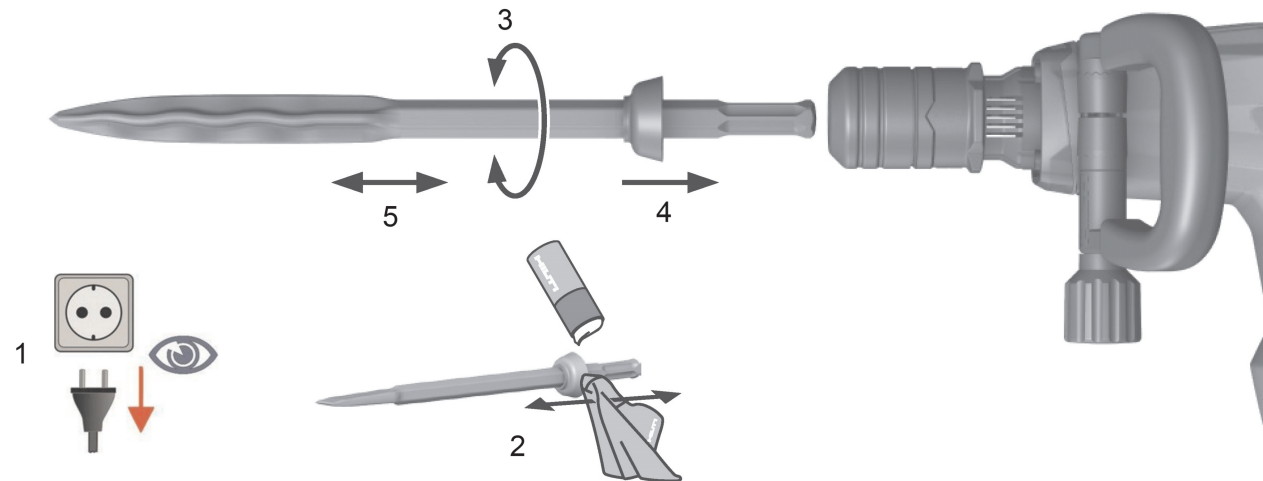
The product described is an electrically powered breaker for heavy chiseling work. It is designed for removing and breaking up concrete, masonry, stone and asphalt.

Data

Technical data	
Weight in accordance with EPTA procedure 01/2003	12.5 kg
Rated power input	1,750 W
Emission sound pressure level (L <sub>pA</sub> )	85 dB(A)
Sound (power) level (L <sub>WA</sub> )	96 dB(A)
Chiseling (a <sub>h, Cheq</sub> )	5 m/s <sup>2</sup>
Single impact energy (EPTA-Procedur 05/2009)	26 J

Changing the accessory tool

-  **WARNING**  
**Risk of injury!** The tool becomes hot as a result of use.
  - ▶ Wear protective gloves when changing the tool.



1. Apply a little grease to the connection end of the accessory tool.

2. Push the accessory tool into the chuck as far as it will go (until it engages).

◀ The product is ready for use.



Note

Use only the recommended grease supplied by **Hilti**. Use of unsuitable grease may cause damage to the product.